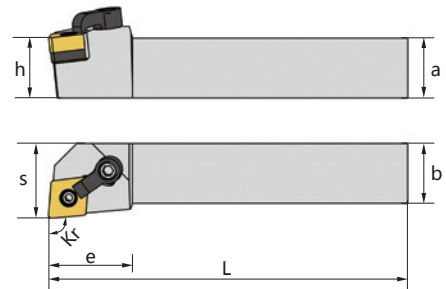



# *Supplement* Turning Tools



ZHUZHOU CEMENTED CARBIDE  
CUTTING TOOLS CO., LTD.

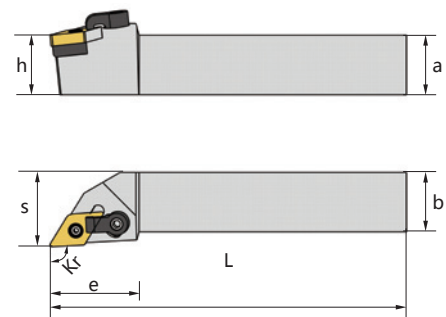
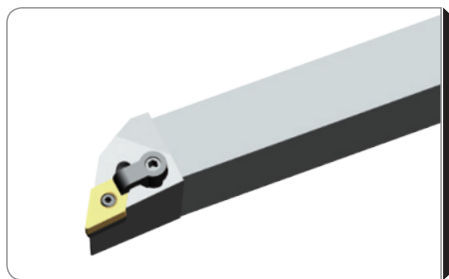
## USAT- MCLNR Kr: 95°



Item Description	Basic Dimensions (in)						Insert	Shim	Clamp	Clamping Screw	Shim Screw	Stock	
	h	s	e	L	a	b							
USAT	MCLNR16-4D	1.00"	1.25"	1.25"	6.00"	1.00"	1.00"	CN □□ 43 □	ICSN433	CL-20	XNS-48	NL-46	○
	MCLNR16-5D	1.00"	1.25"	1.40"	6.00"	1.00"	1.00"	CN □□ 54 □	ICSN533	CL-12	XNS-510	NL-58	○
	MCLNR16-6D	1.00"	1.25"	1.50"	6.00"	1.00"	1.00"	CN □□ 64 □	ICSN633	CL-12	XNS-510	NL-68	○
	MCLNR20-6D	1.25"	1.50"	1.50"	6.00"	1.25"	1.25"						○

● Available in Stock ○ Make-to-Order

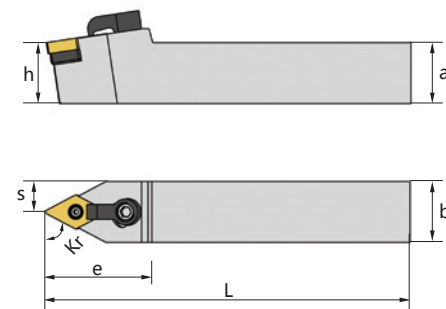
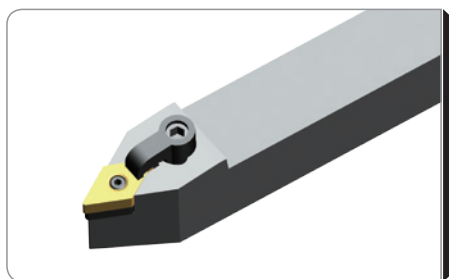
## USAT-MDJNR Kr: 93°



Item Description	Basic Dimensions (in)						Insert	Shim	Clamp	Clamping Screw	Shim Screw	Stock
	h	s	e	L	a	b						
USAT-MDJNR16-4D	1.00"	1.25"	1.50"	6.00"	1.00"	1.00"	DN □□ 43 □	IDSN433	CL-20	XNS-48	NL-46	○

● Available in Stock ○ Make-to-Order

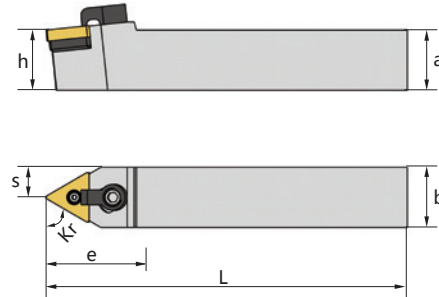

## USAT-MDPNN Kr: 62°30'



Item Description	Basic Dimensions (in)						Insert	Shim	Clamp	Clamping Screw	Shim Screw	Stock
	h	s	e	L	a	b						
USAT-MDPNN16-4D	1.00"	0.50"	1.75"	6.00"	1.00"	1.00"	DN □□ 43 □	IDSN433	CL-12	XNS-510	NL-46	○

● Available in Stock ○ Make-to-Order

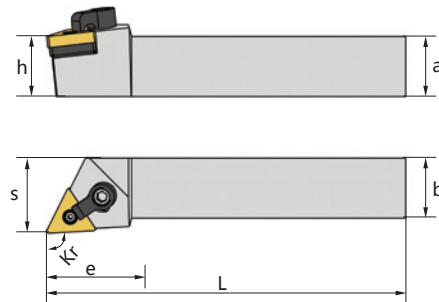

## USAT-MTENN Kr: 60°



Item Description	Basic Dimensions (in)						Insert	Shim	Clamp	Clamping Screw	Shim Screw	Stock
	h	s	e	L	a	b						
<b>USAT-MTENN16-4D</b>	1.00"	0.50"	1.50"	6.00"	1.00"	1.00"	TN □□ 43 □	ITSN433	CL-9	XNS-59	NL-46	○

● Available in Stock   ○ Make-to-Order

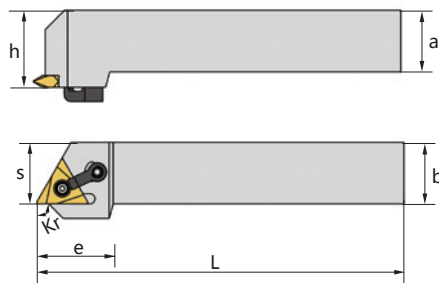
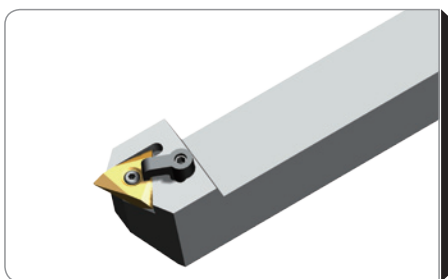
## USAT-MTJNR Kr: 93°



Item Description	Basic Dimensions (in)						Insert	Shim	Clamp	Clamping Screw	Shim Screw	Stock
	h	s	e	L	a	b						
<b>USAT-MTJNR16-4D-Z</b>	1.00"	1.25"	1-7/16"	6.00"	1.00"	1.00"	TN □□ 43 □	ITSN433	CL-9	XNS-510	NL-46	○

● Available in Stock   ○ Make-to-Order

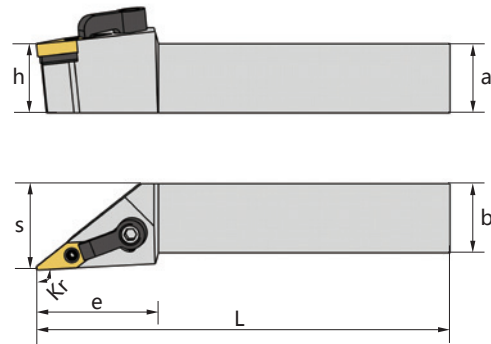

## USAT-MTVOR



Item Description	Basic Dimensions (in)						Insert	Clamp	Clamping Screw	Insert Screw	Stock
	h	s	e	L	a	b					
<b>USAT-MTVOR16-4D</b>	1.25"	1.00"	1.25"	6.00"	1.00"	1.00"	TNGA2204LW	NL-44	XNS-36	CL-7	○

● Available in Stock   ○ Make-to-Order

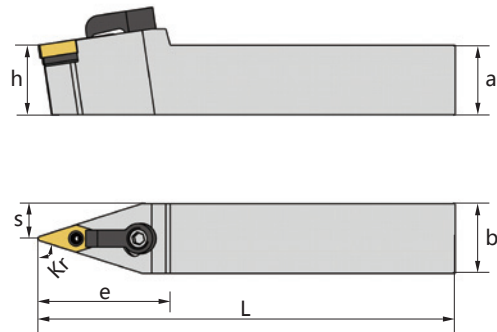
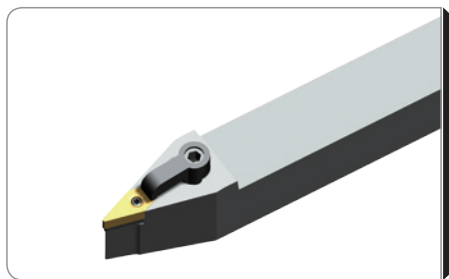
## USAT-MVJNR Kr: 93°



Item Description	Basic Dimensions (in)						Insert	Shim	Clamp	Clamping Screw	Shim Screw	Stock
	h	s	e	L	a	b						
USAT-MVJNR16-3D	1.00"	1.25"	1.75"	6.00"	1.00"	1.00"	VNGA332	IVSN322	CL-30	XNS-510	NL-34L	○

● Available in Stock ○ Make-to-Order

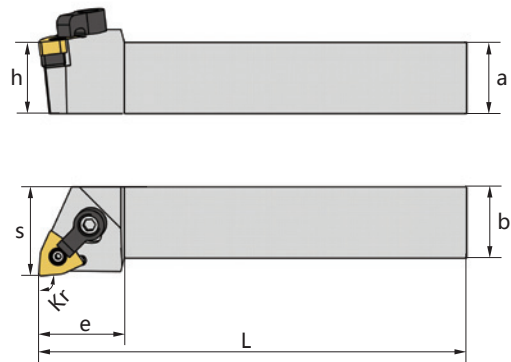
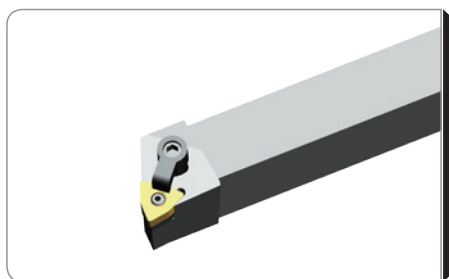
## USAT-MVVNN Kr: 72°30'



Item Description	Basic Dimensions (in)						Insert	Shim	Clamp	Clamping Screw	Shim Screw	Stock
	h	s	e	L	a	b						
USAT-MVVNN16-3D	1.00"	0.50"	1-7/8"	6.00"	1.00"	1.00"	VN □ □ 33 □	IVSN322	CL-30	XNS-510	NL-34L	○

● Available in Stock ○ Make-to-Order

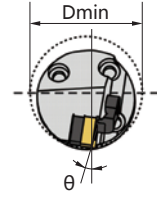
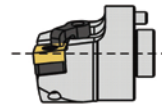
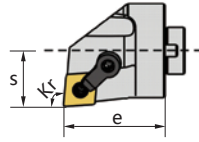
## USAT-MWLNR Kr: 95°



Item Description	Basic Dimensions (in)						Insert	Shim	Clamp	Clamping Screw	Shim Screw	Stock
	h	s	e	L	a	b						
USAT-MWLNR16-4D	1.00"	1.25"	1.20"	6.00"	1.00"	1.00"	WN □ □ 43 □	IWSN433	CL-9	XNS-59	NL-46	○

● Available in Stock ○ Make-to-Order

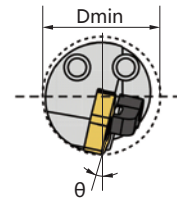
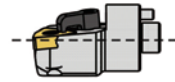
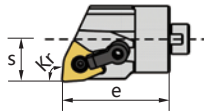

## H □ -MCLNR- □ Kr: 95°



Item Description	Basic Dimensions (in)					Insert	Shim	Clamp	Clamping Screw	Insert Screw	Stock
	Dmin	s	d	e	θ						
<b>H16-MCLNR-4</b>	1.200"	0.640"	1.00"	1-5/8"	-14°	CN □□ 43 □	N/A	CL-7	XNS-36	NL-44	○
<b>H32-MCLNR-4</b>	2.400"	1.281"	2.00"	1-5/8"	-12°	CN □□ 43 □	ICSN433	CL-20	XNS-48	NL-46	○
<b>H32-MCLNR-5</b>	2.400"	1.281"	2.00"	1-5/8"	-12°	CN □□ 54 □	ICSN533	CL-12	XNS-510	NL-58	○
<b>H32-MCLNR-6</b>	2.400"	1.281"	2.00"	1-5/8"	-12°	CN □□ 64 □	ICSN633	CL-12	XNS-510	NL-68	○

● Available in Stock ○ Make-to-Order

## H □ -MWLNR- □ Kr: 95°

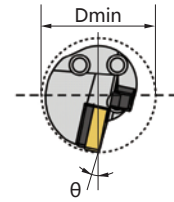
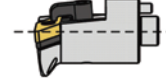
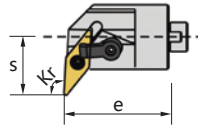



Item Description	Basic Dimensions (in)					Insert	Shim	Clamp	Clamping Screw	Insert Screw	Stock
	Dmin	s	d	e	θ						
<b>H16-MWLNR-4</b>	1.200"	0.640"	1.00"	1-5/8"	-12°	WN □□ 43 □	N/A	CL-7	XNS-36	NL-44	○
<b>H32-MWLNR-4</b>	2.400"	1.281"	2.00"	1-5/8"	-14°	WN □□ 43 □	IWSN433	CL-9	XNS-59	NL-46	○

● Available in Stock ○ Make-to-Order

# Modular Turning Tools

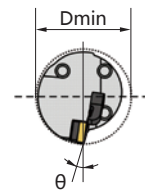
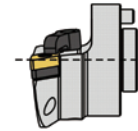
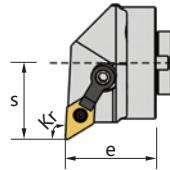
## H □ -MVJNR- □ Kr: 93°



Item Description	Basic Dimensions (in)					Insert	Shim	Clamp	Clamping Screw	Insert Screw	Stock
	Dmin	s	d	e	$\theta$						
H16-MVJNR-3	1.500"	0.90"	1.00"	1-5/8"	-12°	VN □ □ 33 □	IVSN322	CL-7	XNS-35	NL-34L	○
H32-MVJNR-4	2.700"	1.60"	2.00"	1-5/8"	-10°	VN □ □ 43 □	IVSN433	CL-30	XNS-59	NV-46	○

● Available in Stock ○ Make-to-Order

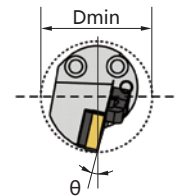
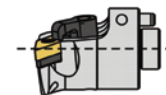
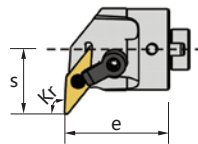
## H □ -MDUNR- □ Kr: 93°



Item Description	Basic Dimensions (in)					Insert	Shim	Clamp	Clamping Screw	Insert Screw	Stock
	Dmin	s	d	e	$\theta$						
H32-MDUNR-4	2.500"	1-3/8"	2.00"	1-5/8"	-8°	DN □ □ 43 □	IDSN433	CL-12	XNS-59	NV-46	○

● Available in Stock ○ Make-to-Order

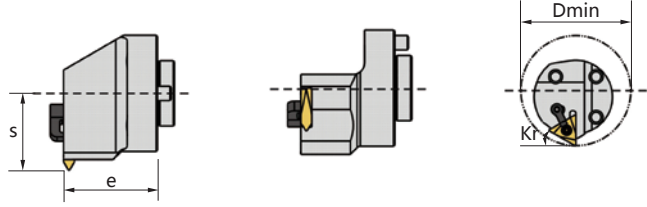

## H □ -MVUNR- □ Kr: 93°



Item Description	Basic Dimensions (in)					Insert	Shim	Clamp	Clamping Screw	Insert Screw	Stock
	Dmin	s	d	e	$\theta$						
H32-MVUNR-3	2.500"	1-7/16"	2.00"	1-5/8"	-10°	VN □ □ 33 □	IVSN322	CL-30	XNS-59	NL-34L	○

● Available in Stock ○ Make-to-Order

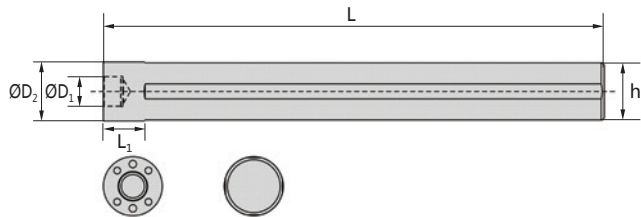
## H □ -MTHOR- □



Item Description	Basic Dimentions (in)			Insert	Shim	Clamp	Clamping Screw	Insert Screw	Stock
	Dmin	s	e						
<b>H32-MTHOR-4</b>	3.000"	1.328"	1-5/8"	TNGA2204LW	N/A	CL-7	XNS-36	NL-44	○

● Available in Stock ○ Make-to-Order

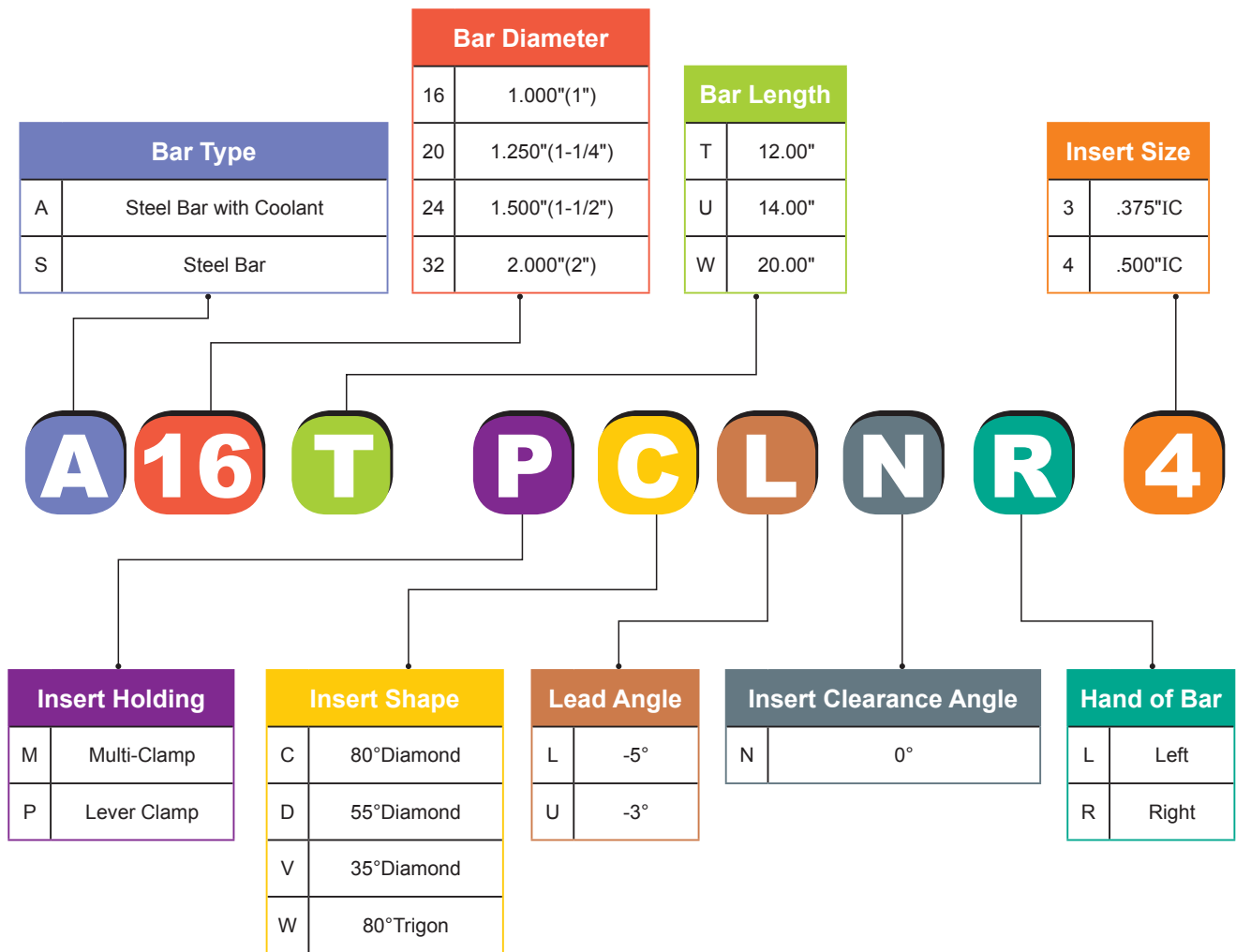
## SD- □ - □



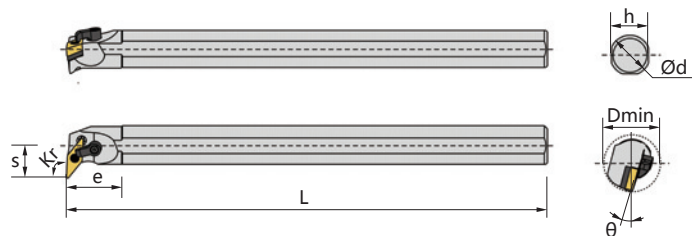

Item Description	Basic Dimentions (in)				L <sub>1</sub>	Suitable Item	Screw	Stock
	h	ΦD <sub>1</sub>	ΦD <sub>2</sub>	L				
<b>SD-1.00"-9.15"</b>	0.95"	0.452"	1.00"	9.13"	0.413"	H16	8-32UNC	○
<b>SD-1.25"-10.75"</b>	1.20"	0.625"	1.25"	10.75"	0.440"	H20	M5×20	○
<b>SD-1.50"-12.75"</b>	1.45"	0.75"	1.50"	12.75"	0.440"	H24	M5×20	○

● Available in Stock ○ Make-to-Order

# Boring Bars



**S**  **-MVUNR-**  Kr: -3°



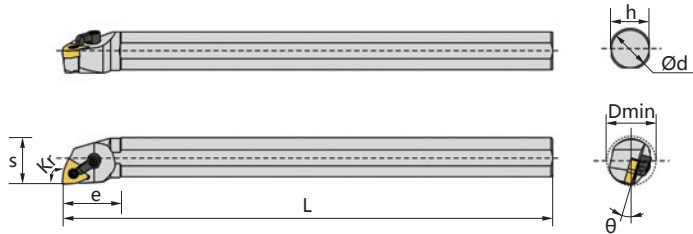

Item Description	Basic dimensions(mm)							Insert	Shim	Shim screw	screw	Clamp	Wrench	Stock
	Dmin	ød	h	L	S	θ	e							
<b>S16T-MVUNR-3</b>	1.417"	1.00"	0.921"	12.00"	0.807"	-15°	1.378"	VN <input type="checkbox"/> <input type="checkbox"/> 33 <input type="checkbox"/>	V16BM	TM5x13	DM5x20	C4RD	WH20L	○
<b>S20T-MVUNR-3</b>	1.575"	1.25"	1.171"	12.00"	0.866"	-15°	1.772"		V16BM	TM5x13	DM5x20	C4RD	WH20L	○
<b>S24U-MVUNR-3</b>	2.000"	1.50"	1.382"	14.00"	1.000"	-15°	2.362"		V16BM	TM5x13	DM5x20	C4RD	WH20L	○

● Available in Stock ○ Make-to-Order



# Boring Bars

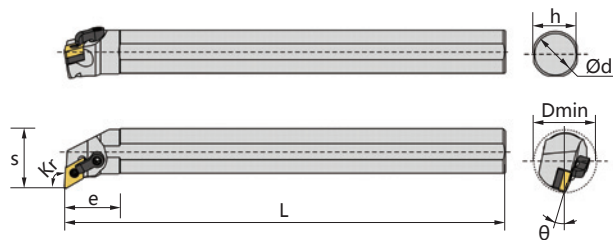

## S □ -MWLNR- □ Kr: -5°



Item Description	Basic dimensions(mm)							Insert	Shim screw	screw	Clamp	Wrench	Stock
	Dmin	ød	h	L	S	θ	e						
S16T-MWLNR-4	1.20"	1.00"	0.921	12.00"	0.64"	-15°	1.417"	WN □ □ 43 □	TM6x13	DM5x20	C4RD	WH20L WH30L	○

● Available in Stock ○ Make-to-Order

## S □ -MDUNR- □ Kr: -3°

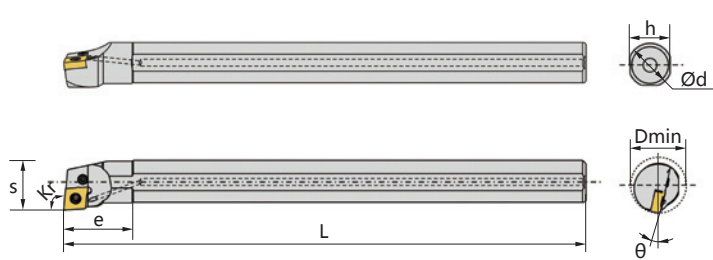



Item Description	Basic dimensions(mm)							Insert	Shim	Shim screw	screw	Clamp	Wrench	Stock
	Dmin	ød	h	L	S	θ	e							
S20T-MDUNR-4-3	1.705"	1.25"	1.171	12.00"	1.00"	-16°	1.50"	DN □ □ 43 □	D15BM	TM6x17	DM6x20	C2RD	WH30L	○
S24U-MDUNR-4-3	2.000"	1.50"	1.382	14.00"	1.10"	-16°	1.50"		D15BM	TM6x17	DM6x30	C2RD	WH30L	○
S32W-MDUNR-4-3	2.500"	2.00"	1.882	18.00"	1.25"	-14°	2.50"		D15BM	TM6x17	DM6x30	C2RD	WH30L	○

● Available in Stock ○ Make-to-Order

# Boring Bars

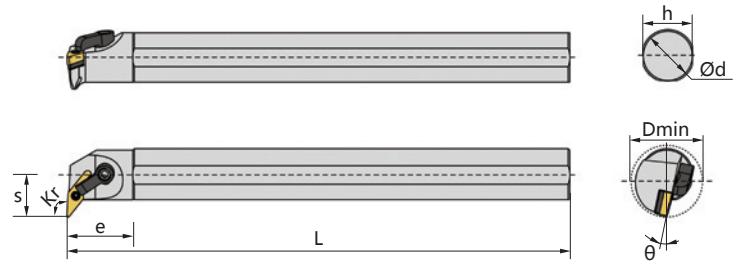

**-PCLN -** Kr: -5°



Item Description	Basic dimensions(mm)							Insert	Screw	Wrench	Lever	Shim	Shim pin	Stock
	Dmin	Ød	h	L	S	θ	e							
A16T-PCLNL-4	1.28"	1.00"	0.921	12.00"	0.640"	-12°	1.575"	CN □ □ 43 □						○
A16T-PCLNR-4	1.28"	1.00"	0.921	12.00"	0.640"	-12°	1.575"							
A20T-PCLNL-4	1.46"	1.25"	1.171	12.00"	0.765"	-15°	1.969"							
A20T-PCLNR-4	1.46"	1.25"	1.171	12.00"	0.765"	-15°	1.969"							
A24U-PCLNL-4	1.76"	1.50"	1.382	14.00"	0.890"	-10°	2.362"							
A24U-PCLNR-4	1.76"	1.50"	1.382	14.00"	0.890"	-10°	2.362"							
S16T-PCLNR-4	1.26"	1.00"	0.921	12.00"	0.669"	-12°	1.575"						○	

● Available in Stock ○ Make-to-Order

**SI-MVUNR -3T** Kr: 93°

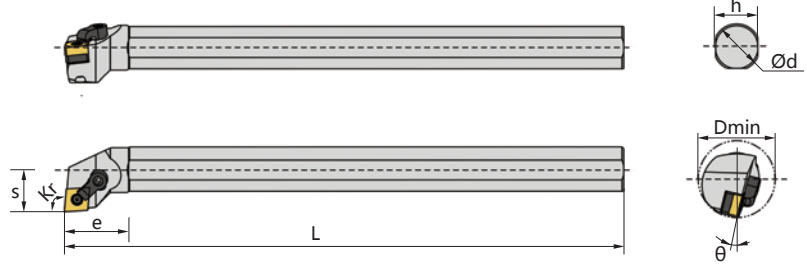







Item Description	Basic dimensions(mm)							Insert	Shim	Shim screw	screw	Clamp	Stock
	Dmin	Ød	h	L	S	θ	e						
SI-MVUNR16-3T	1.700"	1.00"	1.260"	12"	1.00"	-10°	1.575"	VN □ □ 33 □					○
SI-MVUNR20-3T	1.705"	1.25"	1.171"	12"	1.00"	-12°	1.575"						○

● Available in Stock ○ Make-to-Order

# Boring Bars

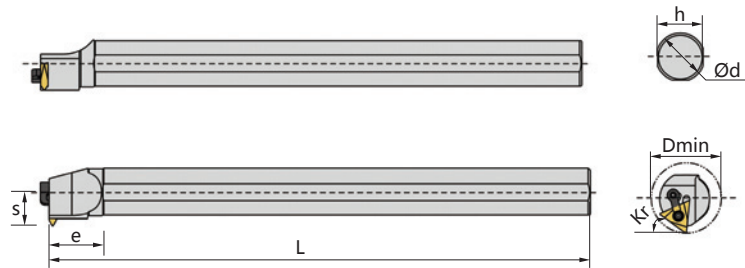

## SI-MCLNR16-4T Kr: 95°






Item Description	Basic dimensions(mm)							Insert	Shim	Shim screw	screw	Clamp	Stock
	Dmin	ød	h	L	S	θ	e						
SI-MCLNR16-4T	1.65"	1.00"	0.906"	12"	0.89"	-14°	1.378"	CN □□ 43 □	ICSN433	NL-46	XNS-48	CL-20	○

● Available in Stock ○ Make-to-Order

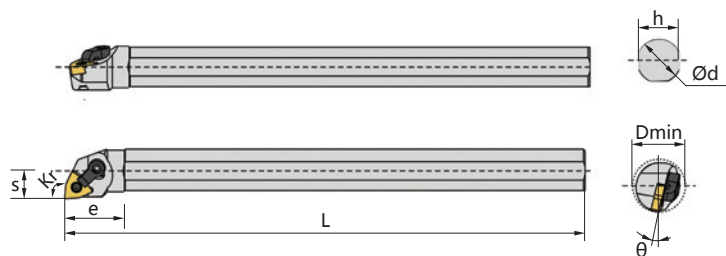

## SI-MTHOR20-4T Kr:






Item Description	Basic dimensions(mm)							Insert	screw	Clamp	Shim screw	Stock
	Dmin	ød	h	L	S	θ	e					
SI-MTHOR20-4T	1.812"	1.25"	1.171"	14"	0.875"	0°	1.394"	TNGA2204LW	XNS-37	CL-6	NL-44	○

● Available in Stock ○ Make-to-Order

## SI-MWLNR16-4T Kr: 95°



Item Description	Basic dimensions(mm)							Insert	screw	Clamp	Shim screw	Stock
	Dmin	ød	h	L	S	θ	e					
SI-MWLNR16-4T	1.22"	1.00"	0.906"	12.0"	0.64"	-12°	1.378"	WN □□ 43 □	XNS-47	CL-20	NL-44	○

● Available in Stock ○ Make-to-Order



# **ZCC USA Inc.**

36 22 W.Liberty Rd.Ann Arbor, MI 48103

Tel:734-997-3811 Fax:734-997-3820

E-Mail:sales@zccusa.com

Http://www.zccusa.com

